

Armitage

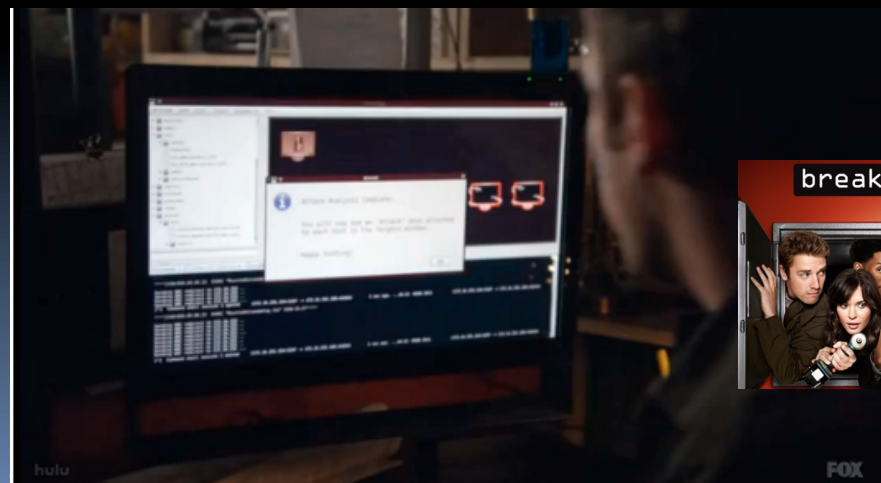


The screenshot displays the Armitage web interface. At the top, the title bar reads "Armitage" and the browser address bar shows "BT4-R1". The main interface is divided into several sections:

- Left Panel:** A tree view showing the Armitage framework structure, including folders for "auxiliary", "admin", "scanner", "exploit", and "multi". The "tomcat_mgr_deploy" file is selected under the "multi/http" folder.
- Central Panel:** A network diagram showing a central host at IP 192.168.1.104 with the user "NT AUTHORITY\SYSTEM @ ACME-14E429D2B5 (ADMIN)". Green arrows indicate connections to other hosts: 192.168.1.101 (Apple icon), 192.168.1.106 (Linux icon), and 192.168.1.108 (Printer icon). A context menu is open over the central host, listing actions like "Attack", "Login", "Meterpreter 6", "Services", "Host", "Access", "Interact", "Explore", "Pivoting", "MSF Scans", and "Kill".
- Bottom Panel:** A file explorer showing the contents of the C:\ drive. The "inetpub" folder is selected. Below the file list are buttons for "Upload...", "Make Directory", and "Refresh".

At the bottom of the interface, there is a console area with tabs for "Console 4 X", "Services X", "Files 6 X", "Processes 1 X", "Console 12 X", and "cmd.exe 1636@6 X". A message at the bottom states: "To direct input to this virtual machine, click inside the window."

<http://www.fastandeasyhacking.com>

Where it's been..

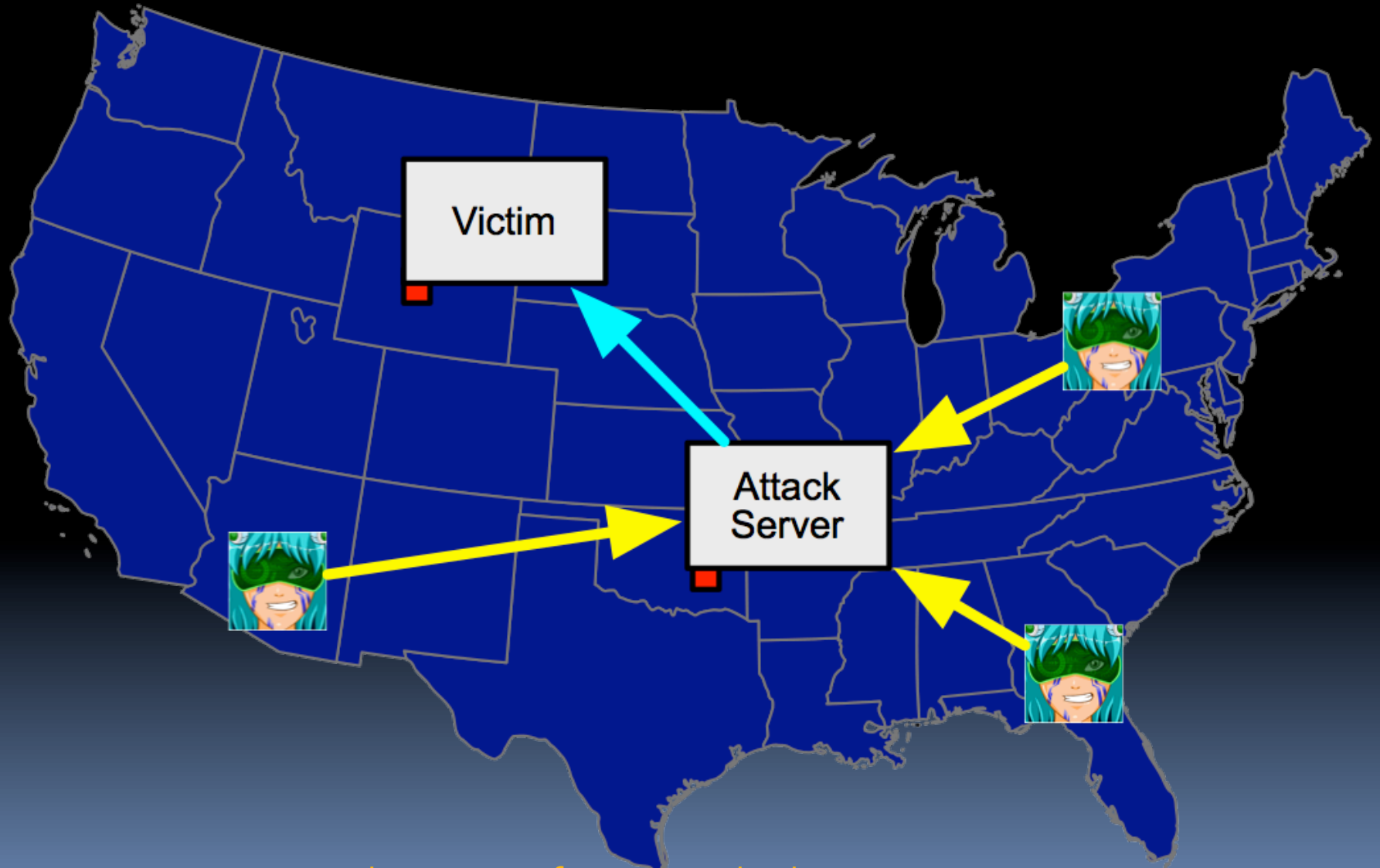


://www.ustandeasyhacking.com

breaking_in

FOX

Collaboration..



Armitage in use...



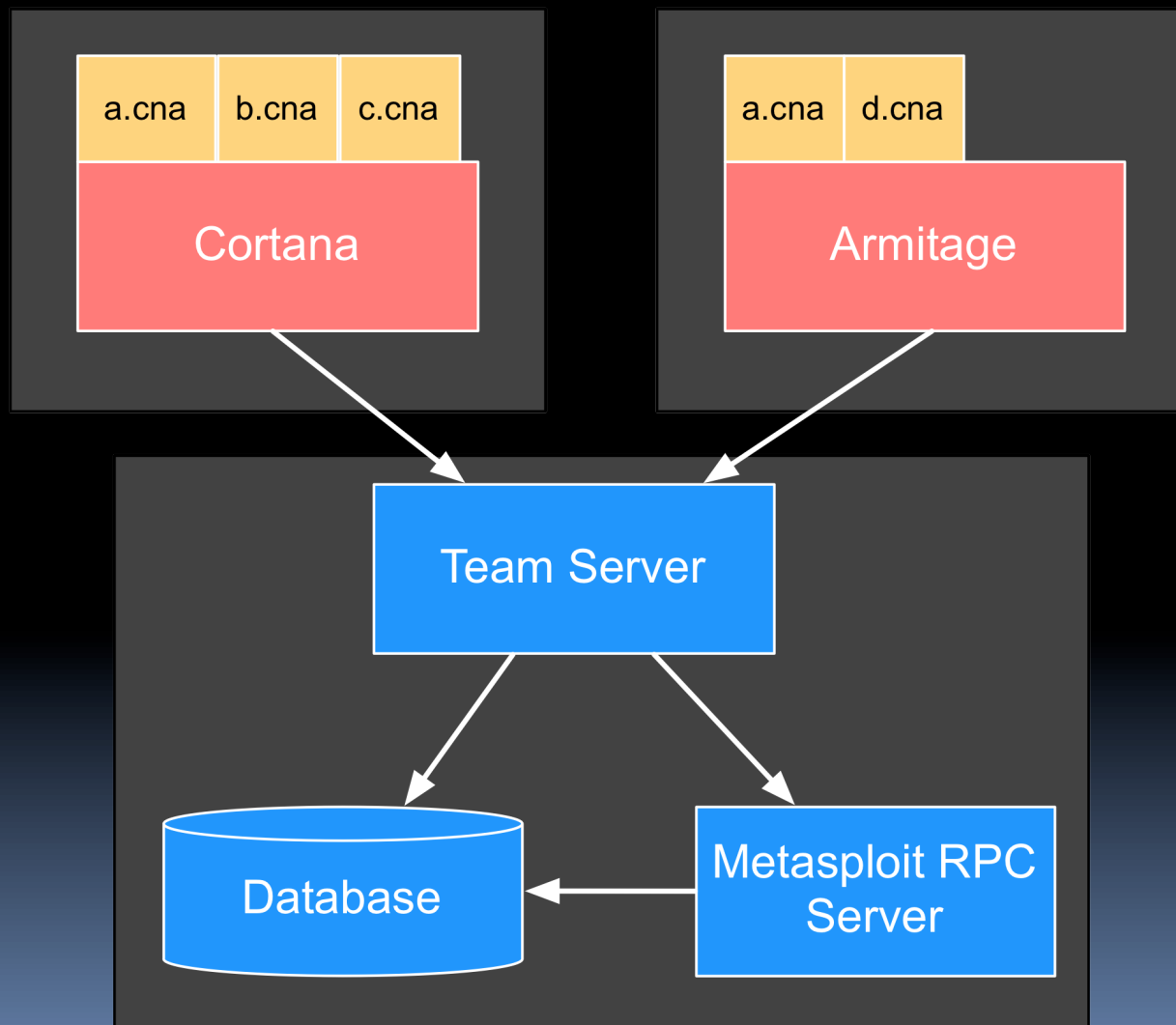
On the front line against the next S
Meet the people who will get the call when the next Stuxn
By Robert McMillan



By Tabassum Zakaria

<http://www.fastand> IDAHO FALLS, Idaho | Sat Oct 1, 2011 6:53pm IST

Scripting



<http://www.fastandeasyhacking.com>



Demo

<http://www.fastandeasyhacking.com>